



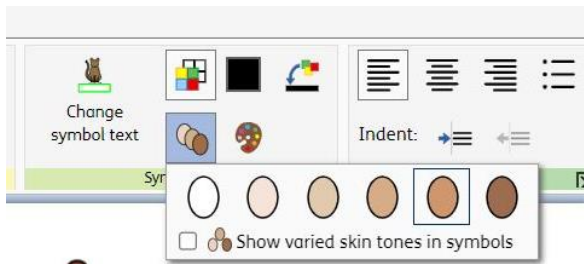
Be Inclusive and Representative with varied skin tones

About Skin Tones

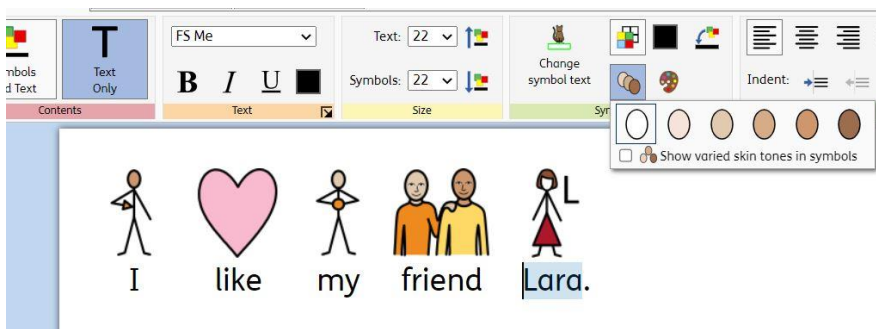
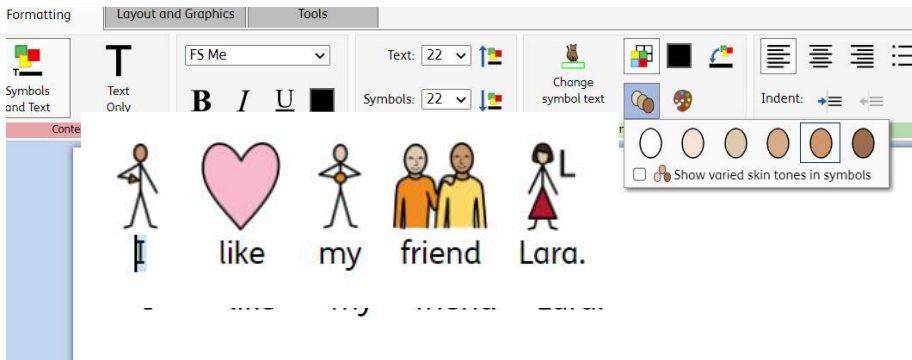
Widgit Online offers a choice of skin tones for your use. You can select a specific skin tone for an entire document, choose or change skin tones in part of a document/resource, or use the Varied Skin Tones feature.

Selecting or Changing a Skin Tone


There are 5 skin tones, plus an empty/ no colour option (NB this is empty/no fill, not white). You can choose a single skin tone before starting the document. Select this in the Symbols section of the Formatting tab.



You can also select a single word or section of text to set your choice of skin tone for that specific word. You can vary this within a sentence. Select your text and click the choice.



You also have the option to make a symbol with multiple faces "varied".

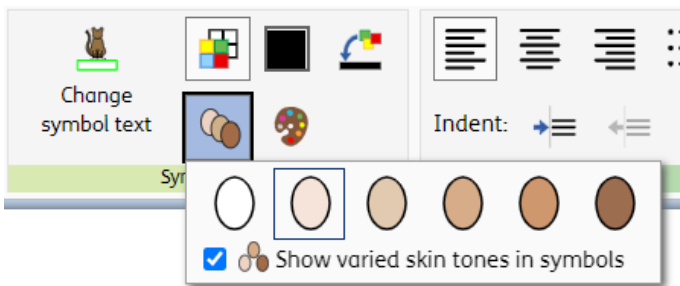


To Use the Varied Skin Tones

In 2021 we released a major update to the Widgit Symbols.

In this release, we introduced a new feature called “Varied Skin Tones”. This will change any symbol that contains more than one person to display a variety of skin tones. This, along with the capability to change the main skin tone, enables users of our software to create more representative resources.

To switch the varied skin tone feature on/off simply tick the box on the skin tone dropdown in the Symbols Section as below:



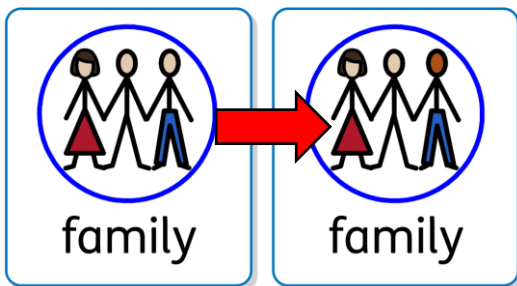
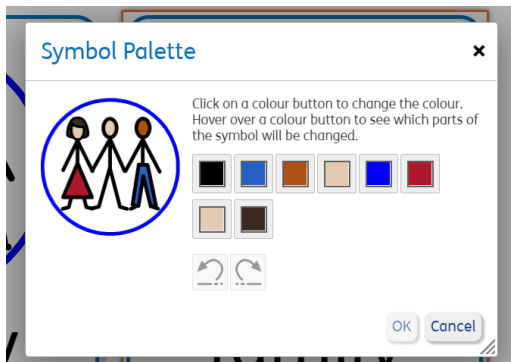
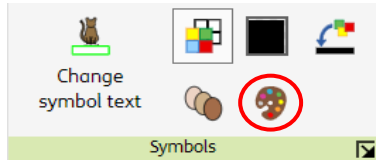
If you have ‘Varied Skin Tone’ set as default from the Text & Symbol Formatting menu, existing documents will be converted to use Varied Skin Tone.

The choice of which skin tone goes where in each symbol is random (for symbols that are included in the skin tones feature).



Exceptions

After many consultations with users and practitioners, it was decided to keep the default skin tone within the 'family' symbols (so each family member has the same skin tone), so not all the symbol's skin tones will change. There is still an option to change the skin colour of individual people using the Symbols Edit Colour tool.



Why We Don't Use Fully Random Skin Tones

Customers have asked why we do not fully randomise the skin tones across a document.

Where a document is fully randomised, confusion in meaning could occur, for example, using a sentence with "I" several times could cause the one represented person to have different skin tones in one document:

