



Pairs



Instructions

Pairs is a memory card game in which a pack of cards is spread out face down and players try to turn up pairs with the same picture.

Players take turns to turn over 2 cards, say what they see and if they find a matching pair they keep it.

Player with the most matching pairs at the end of the game is the winner.

To make this pairs game more difficult turn the signs into black and white.

Other ideas for using the picture cards

Find the matching cards. Stick one set of cards around the room and give the child the other set to find and match.

Part - whole recognition game

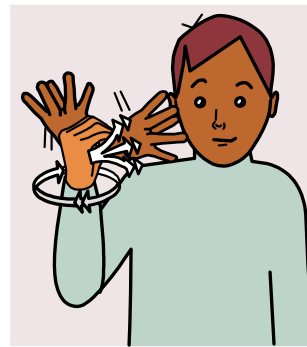
The eye tends to complete a picture or shape so we recognise things even if we only see a little bit. But this skill is one we learn and improve at. If you show your picture emerging very slowly from behind a plain book, how soon can he / she recognise it and find the matching card. Make the picture come out from different edges of the book so he / she sees a different bit first.

Comprehension for description

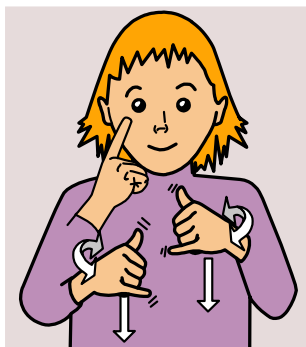
You hold your card and give clues about the picture and see if he / she can pick correct matching card




ambulance



ambulance



check up



check up



chemist



chemist



cream



cream



dentist



dentist



doctor



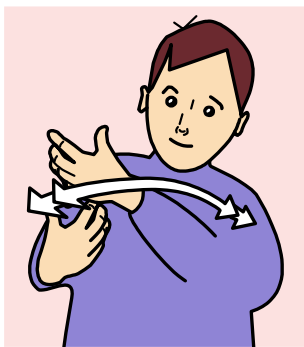
doctor



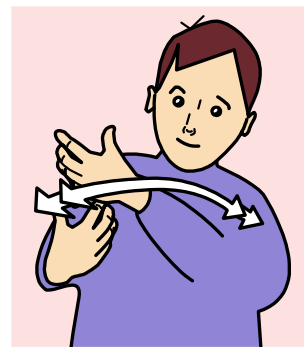
fire engine



fire engine




fireman




fireman




help



help



hospital




hospital



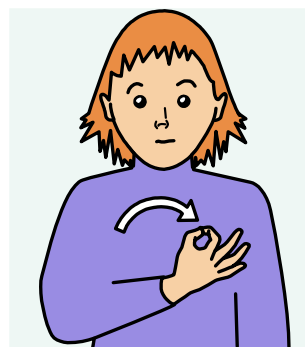
injection



injection



medical



medical



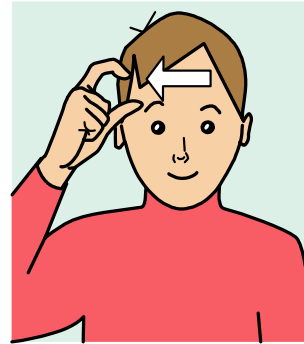
medicine



medicine



nurse




nurse



optician




optician




plaster



plaster



police



police



police car



police car



tablets



tablets