

Let's Sign - Autumn

In the 1st sign, the L hand is upright with fingers spread (representing a tree) as the palm down R hand moves down at the side in small side-to-side movement with all fingers wiggling.

In the 2nd sign the index and thumb tips touch then move apart as fingers close onto thumbs in outline shape, twice.

In the 3rd sign the closed hands rotate backwards round each other.

In the 4th sign the R flat hand rubs in small circles on left arm.

In 5th sign the index finger touches lip and moves forward flexing and repeats.

In the 6th sign the fists are one on top of the other, then spring open and apart.

In the 7th sign, two 'N' hands (as in fingerspelling letter) twist and wiggle from wrists in downward movement. This is also an alternative sign for AUTUMN.

In British Sign Language there are a number of variations in signs for colours, but these examples are commonly used.




The autumn leaves are turning brown





and red and gold and falling down.

AUTUMN



The autumn leaves are turning brown



and red and gold and falling down.