





Communicate: In Print Vs. SymWriter Choosing the right symbol software

Writing with Symbols 2000 has been replaced by the **Communicate Series**. Below is a description of the two main Communicate products to help you choose which is the best for you.

 <h3>Communicate: In Print 2</h3> <p>The teacher tool for:</p>  <ul style="list-style-type: none"> • Creating worksheets • Symbol books • Timetables • Flashcard <p>With masses of FREE and low-cost resources available, ready to use found at:</p> <p>www.widgit.com/resources</p> <p>Single Licence £93</p>	 <h3>Communicate: SymWriter</h3> <p>The student tool for:</p>  <ul style="list-style-type: none"> • Writing with symbol-support • On-screen grids for vocabulary • Continuous documents • Smart symbolising. <p>Comes with example activities and an easy to use designer. Examples can be found at:</p> <p>www.widgit.com/products/symwriter/examples.htm</p> <p>Single Licence £139 Add-on price £93</p>
---	---

The Communicate series of products use new technologies that result in completely different file formats. Writing with Symbol files are not compatible with the new software.

Writing with Symbols is not completely compatible with Vista and some new computer hardware. If you are using Windows 2000 or above we recommend you use Communicate: In Print or Communicate: SymWriter.

If you are using Windows 98, you can still purchase Writing with Symbols.

This information can be found at:
<http://www.widgit.com/products/choosing-software.htm>



SymWriter & WWS2000 Comparison Chart

Feature list for Writing with Symbols 2000 and Communicate: SymWriter

	<u>WWS2000</u> £160	<u>SymWriter</u> £139
Talking word processing	✓	✓
Additional Widgit Picture bank		✓
Spell checking with pictures	✓	✓
Graphics on the Page		✓
Flexible, scalable page layout		✓
Drag and drop graphics		✓
Easy file sharing		✓
Talking symbol processor	✓	✓
Picture Communication Symbols (PCS)	✓	Available as add-on
Widgit Literacy Symbols (WLS)		✓
Smart Symbolizing based on parts of speech		✓
Qualifiers to show plurals and tenses	✓	✓
Adjustable text and symbol size	✓	✓
Choice of the best symbol for the word	✓	✓
View your symbol choices, even in text-mode		✓
Symbols appear above or below text	✓	✓
Add your own graphics as symbols	✓	✓
Thumbnail views of graphic choices		✓
Thumbnail views for browsing pictures		✓
Grids for writing	✓	✓
Easy creation of grids for writing		✓
Free form grids		✓
Scanning for one or two switches	✓	✓
Grids for Printing	See <u>Communicate: In Print</u> £93	

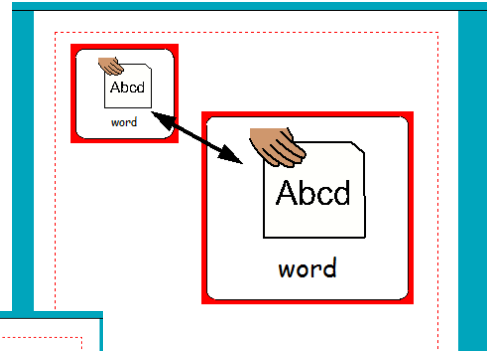
This information can be found at:

<http://www.widgit.com/products/symwriter/wws-sw.htm>

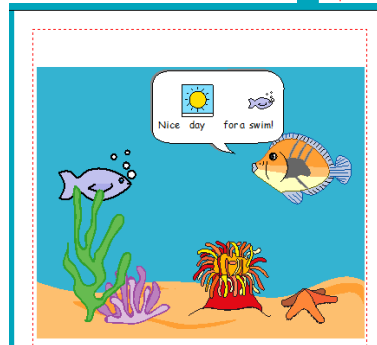
Communicate: In Print Vs. SymWriter

Points to show in Communicate: In Print

- ✓ Show the use of frames and how they can be adjusted in size and moved around the page



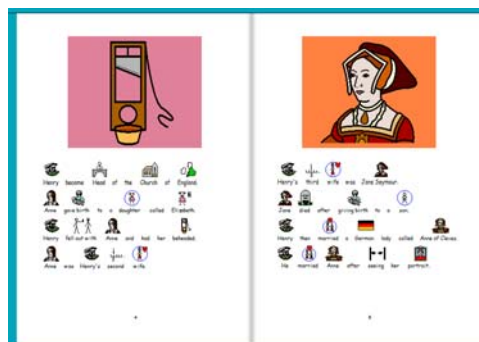
- ✓ Create a scene using clipart, photos and/or symbols



 Morning	 Wake up	 Dress	 Work
 Afternoon	 Lunch	 Swim	 Home
 Night	 TV	 Dinner	 Sleep

- ✓ Make a table

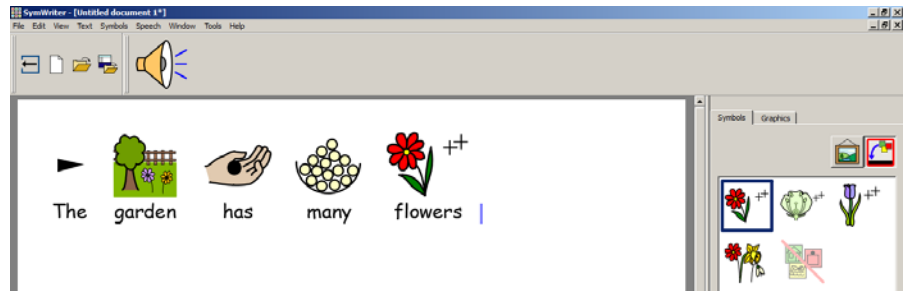
- ✓ Note the page/book layout and how the program will automatically 'paginate'




Communicate: In Print Vs. SymWriter

Points to show in Communicate: SymWriter

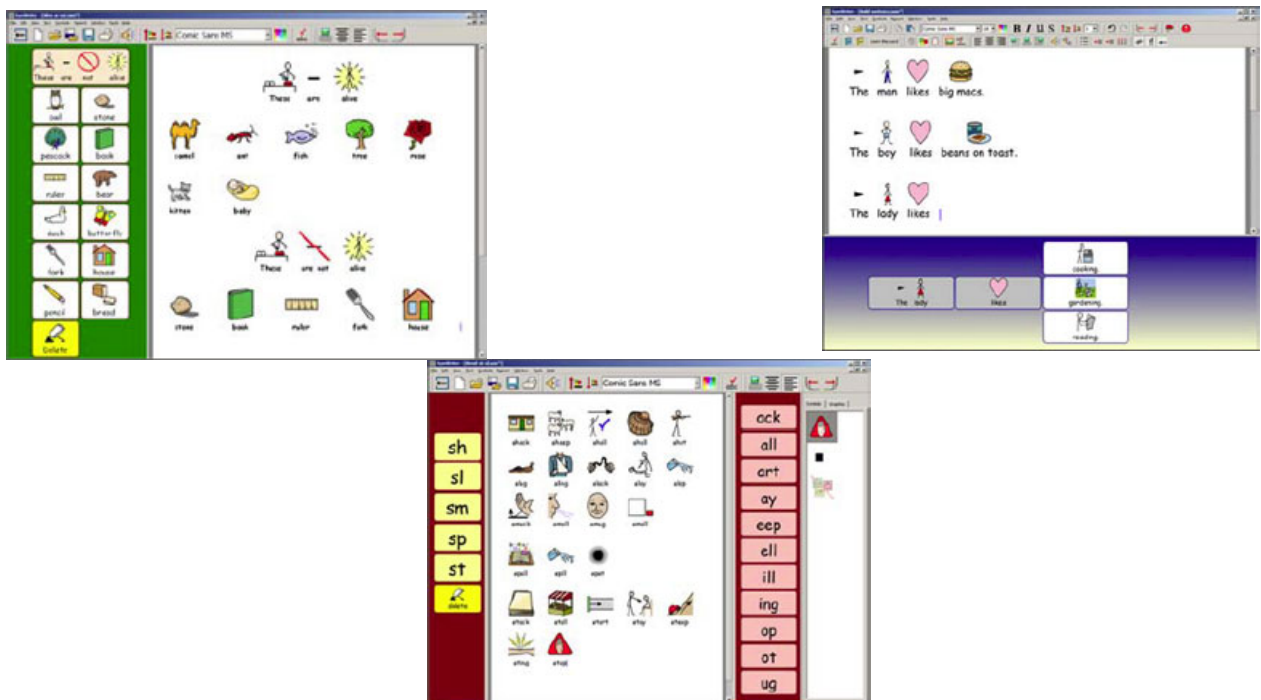
- ✓ Start typing and symbols appear – no need for frames



- ✓ Smart symbolising supporting the learner's symbolisation



- ✓ Examples of Environments



- ✓ The designing environments within the 'Expert' interface

