




Pairs



Instructions

Pairs is a memory card game in which a pack of cards is spread out face down and players try to turn up pairs with the same picture.

Players take turns to turn over 2 cards, say what they see and if they find a matching pair they keep it.

Player with the most matching pairs at the end of the game is the winner.

To make this pairs game more difficult turn the signs into black and white.

Other ideas for using the picture cards

Find the matching cards. Stick one set of cards around the room and give the child the other set to find and match.

Part - whole recognition game

The eye tends to complete a picture or shape so we recognise things even if we only see a little bit. But this skill is one we learn and improve at. If you show your picture emerging very slowly from behind a plain book, how soon can he / she recognise it and find the matching card. Make the picture come out from different edges of the book so he / she sees a different bit first.

Comprehension for description

You hold your card and give clues about the picture and see if he / she can pick correct matching card



careful




careful



danger




danger



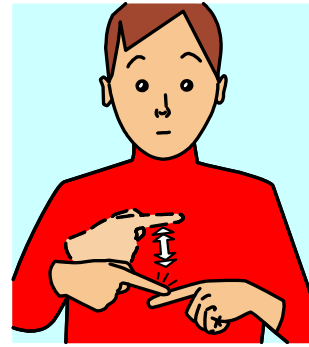
direction



direction



fast



fast



hop




hop




move



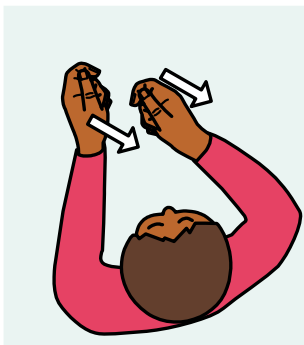
move




move



move




pull




pull



push




push



risk




risk




skip



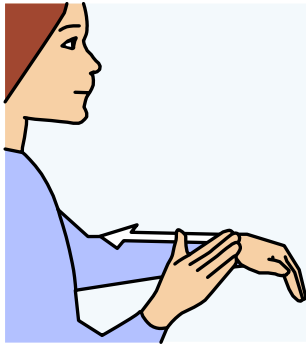
skip



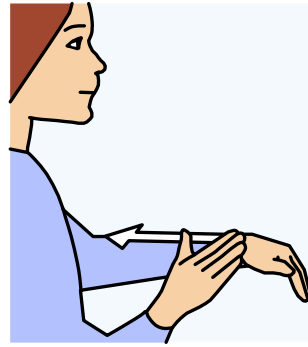
slide




slide



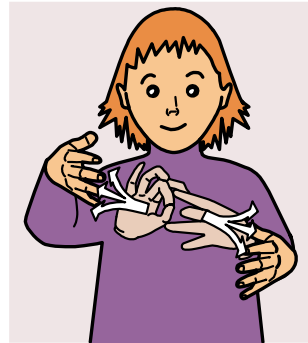
slow



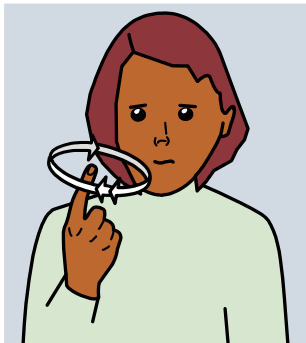
slow



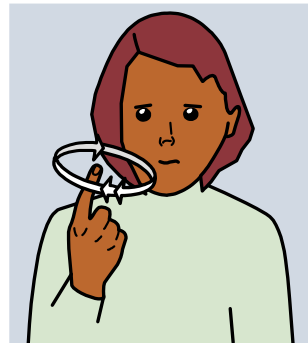
speed



speed



spin



spin




start




start



stop




stop




swerve



swerve



swing




swing




turn




turn




twist



twist



watch



watch

