



Remembrance



Big

and




Small




Cut out and laminate for children to order in size.


Place vocabulary in hoops and allow the children to group all big etc.




Print big and small labels for children to cut and stick onto the images.


Chop up the instruction cards, can the children follow these?















11


11

11






big



medium




small




Put


the



small




soldier




under

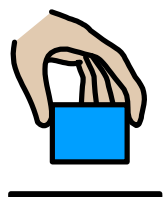
the



big

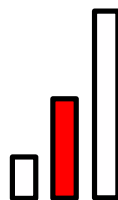


wreath.




Put

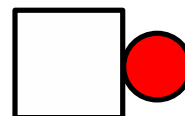
the




medium




cenotaph



next to



small




soldier.




Put

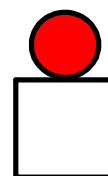
the



big




poppy




on

the



big




wreath.



Put

the



big


11

11



with

the



small




November.




Put

the



small

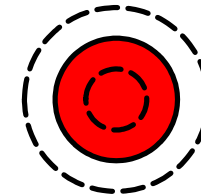


remember




with

the



medium




soldier.

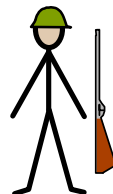


Put

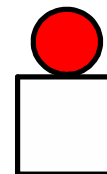
the



big




soldier




on

the



big




cenotaph.



Find

3

3




big things.



Find

4

4




small things.



Find

1

1




big

and

1

1



small thing.