

Make your own Giant Bubbles



30
Thirty minutes




6 → 12
Six to twelve years



1



A large bowl

2

1  l
One litre of hot water



3

250  ml
250 ml of washing up liquid



4

 Glycerine - You can  buy  online  +  and in supermarkets.

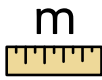


Make your own Giant Bubbles

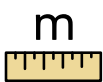



Equipment



5

2 x 1  m
2 x 1 metre bamboo canes

6

1  m
1 metre  piece of string

7

2  m
2 metre  piece of string



Make your own Giant Bubbles



Method:



Create



bubble



solution

1



Pour

1

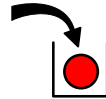
1



litre



hot water



into

a



large bowl

2



Add

250

250



ml

of



washing up liquid

3



Add

4

4



tablespoons

of



glycerine

4



Stir

+

and



wait



until next day.



Make your own Giant Bubbles

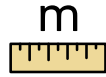


Method: Create bubble wand

1



1



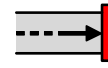
Tie

1

metre



piece of string



to the end of



both

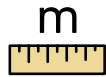


canes

2



2



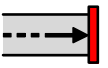
Tie

2

metre



piece of string



to the end of



both



canes

3



The string



makes

a



mouth



shape

4



The mouth




shape



is good



for making



giant



bubbles



Make your own Giant Bubbles



Method: Blowing bubbles

1

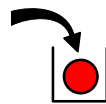


Dip

the



string



into

the

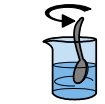


bowl

of



bubble

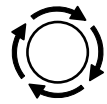


solution

2

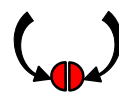


Swirl bubble wand



around

to



make



bubbles

3



What is

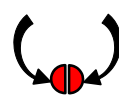


the best




motion

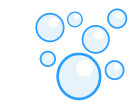
to



make



giant



bubbles?

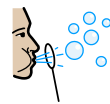
4



Who



can



blow



the biggest



bubbles?



Make your own Giant Bubbles



Safety



warnings

1



Supervise



young children

2



Caution



hot water

3



Do not



eat



washing up liquid