

Create a storm in a teacup



20
Twenty minutes



8 → 10
Eight to ten years



1



Washing up liquid

2



Water

3



Jars with lids

4



Sand



Create a storm in a teacup




Method



1

 $\frac{3}{4}$ Three quarter
 Fill
 jar
 with water




2

 Add
 one
 drop of
 washing up liquid



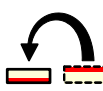

3

 Add a pinch
 of sand

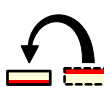




4

 Screw
 lid
on
 jar

5

 Shake
 jar
 upside down
 in a circle

6

 Turn
 jar
 the right way up
and watch
 the storm




Create a storm in a teacup



Safety



warnings

1



Supervise



young children

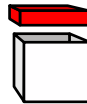
2



Check



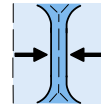
jar



lids



fit



tightly

3



Do not drink