

Getting a test




My



school



wants



everyone




to be safe.



I will



get a test




for coronavirus.



Tests




help




everyone




to be safe.



In



the test



room



I will



wash




and



dry my hands.



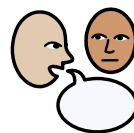
I can



ask questions




and



say



if I feel worried.




Adults



will wear



a face mask



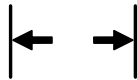
My mouth swab



I will




open my mouth



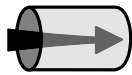
wide.




I will



swab



inside



my mouth.



It is



very quick




and



might



tickle.



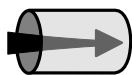
Nose swab



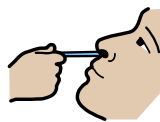
I will




swab



inside



my nose.



It is



very quick



and



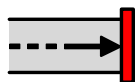
might




tickle.



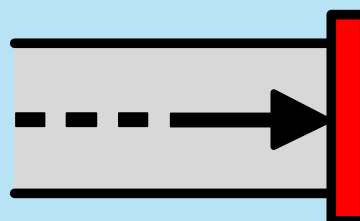
My test



is finished.




My test



is finished



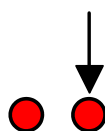
An adult



will say if




I need




another



test.



An adult




will say if



I can



go to




my classroom.



I have




helped



everyone



to be safe.



Getting a test



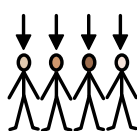
My



school



wants



everyone




to be safe.



I will



get a test




for coronavirus.



Tests




help




everyone



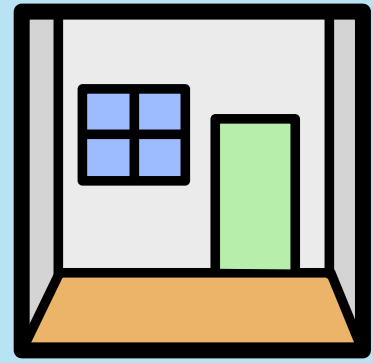
to be safe.



In



the test



room



I will



wash




and



dry my hands.



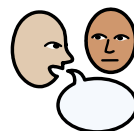
I can



ask questions



and



say



if I feel worried.




Adults



will wear



a face mask



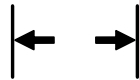
My mouth swab



I will



open my mouth



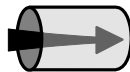
wide.



The adult



will swab



inside



my mouth.



It is




very quick




and



might



tickle.



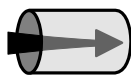
Nose swab




An adult




will swab



inside



my nose.



It is



very quick



and



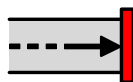
might




tickle.



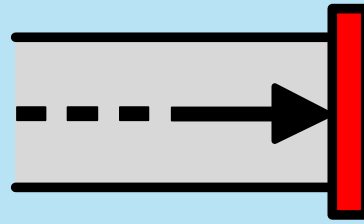
My test



is finished.



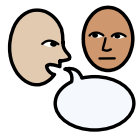
My test



is finished



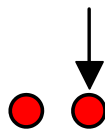
An adult



will say if



I need



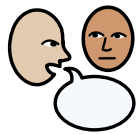
another



test.



An adult



will say if



I can



go to




my classroom.



I have



helped



everyone



to be safe.




InPrint³

Design personalised symbol materials to print

This resource pack was created using InPrint 3.

With access to over 20,000 Widgit Symbols, 100s of editable templates and a range of powerful design features, InPrint 3 customers can edit and amend all ready made resources, customise symbols and content, as well as create their own visual supports.



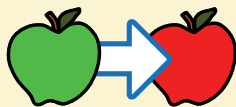
Change Skin Tone

Change the skin tones of any symbol to make your materials more personal.



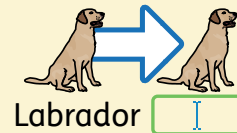
Add Your Own Pictures

Personalise your materials by adding images from your computer or the web.




Change Symbol Colour

Tweak the colour of any Widgit Symbol to make your content more relevant.



Change Symbol Text

Edit the text beneath a symbol to make your content more specific or personal.



You have downloaded a PDF of the resources.

Would you like to edit these PDF Resources?

If you subscribe to InPrint 3 (IP3), and download the IP3 version of the resources, you can edit or tailor the content to meet your needs.



Not an InPrint 3 subscriber?

Find out more by visiting

www.widgit.com/inprint3