

Apple Boats



30
Thirty minutes

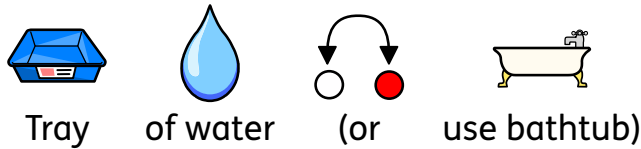


6 → 12
Six to twelve years




Equipment

1



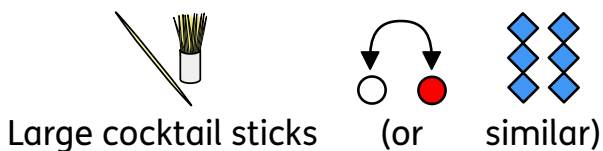
2



3



4



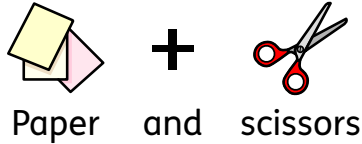


Apple Boats



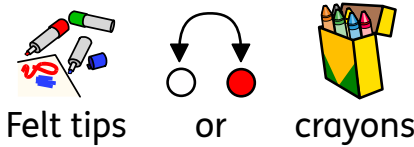
Equipment

5



Paper and scissors

6




Felt tips or crayons



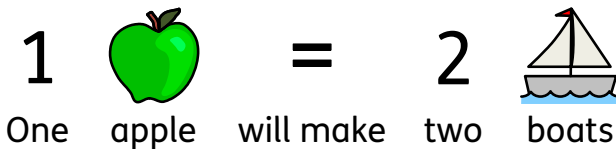
Method

1



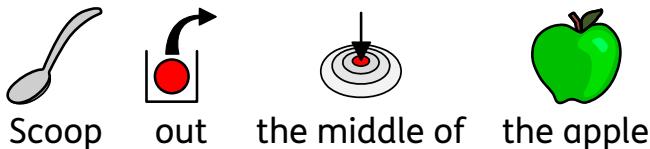
An adult should cut an apple into halves

2



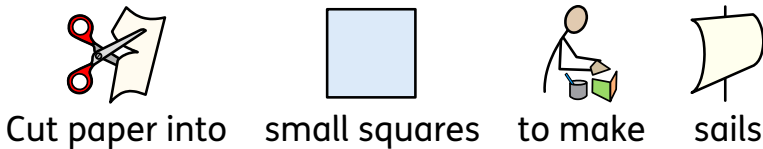
One apple will make two boats

3



Scoop out the middle of the apple

4



Cut paper into small squares to make sails



Apple Boats



Method

5



Use



felt tips



or



crayons

to



decorate

the



sail

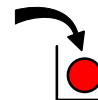
6



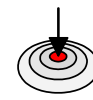
Place



large cocktail stick



into



centre

of



apple



half

7



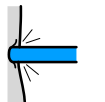
This

=



the mast

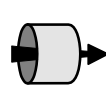
8



poke



the mast



through



the sail

9



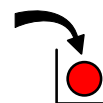
Place



apple



boats



into



tray



of water

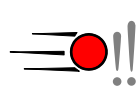
10



Whose



boat

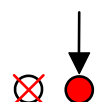


is the fastest?

11



What



other

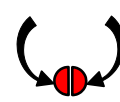


fruits

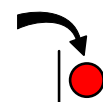


could

be



made



into





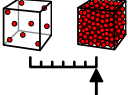



boats?





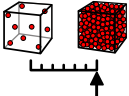



Apple Boats





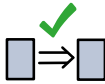


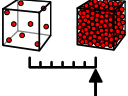


Conclusion

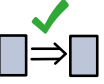




 Objects less dense than water float.

 Objects more dense than water sink.

 Apples float because they are less dense than water.

 This is because there is air inside the apple.





Safety





warnings

1

 Supervise young children

2

 Caution with sharp knives