


Merry Publications

Resources to make you smile

Widgit Symbols



Chicken Stir Fry

Good Cooking Series


By Kim Merry



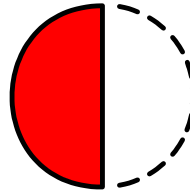
Chicken



Stir Fry




Ingredients




half



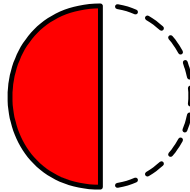
onion




sliced




chicken



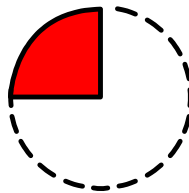
half



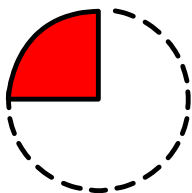

carrot



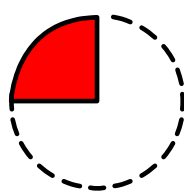
3 mushrooms



quarter red pepper



quarter green pepper




quarter orange pepper





mange tout




bean sprouts


2



2 teaspoons soy sauce




grated ginger



corn flour



oil



1 garlic clove




1 teaspoon honey




lemon juice




salt and pepper



Grate the ginger.



Crush the garlic.



Mix



ginger



and



garlic



in

a



bowl.



Add

the



soy sauce

+

and



honey.



Add


the

lemon juice


and



+



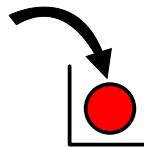
corn flour.



Put



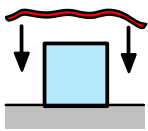
the chicken



into



the sauce.



Cover

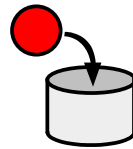


the

chicken



and





put in



the

fridge.



+



Wash the vegetables and slice.



Heat

the



oil




in

a



frying pan.



Add

the

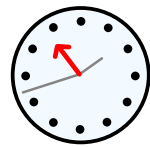


chicken,




frying

for 3



minutes.



Add



the vegetables,





fry

for



5 minutes.



Pour



in

the



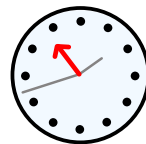

sauce




and




bean sprouts.



Heat for 2 minutes.



Add the salt and pepper.




Eat




the stir fry

with



rice.





Chicken Stir Fry

Symbol "LIFE BOOKS" are great for teaching students with Learning Difficulties.

Widgit Symbols help students to process language through the visual channel; rather than the just the auditory channel.

"LIFE BOOKS" are also designed to increase the students' confidence and enjoyment o reading.

Acknowledgements

I would like to express my grateful thanks to Widgit Software for allowing me to use their symbols.

Book published by and copyright of Merry Publications
www.merrypublications.com

Widgit Symbols (c) Widgit Software 2002 - 2017
www.widgit.com