



Border Settings

About

Borders have a default style which can be altered using the Border settings for each type of Border.

An annotated diagram showing what each customisable setting does is available at the end of this document.

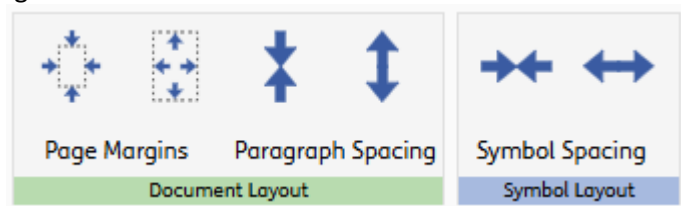
Notes

Altering the **Page Margin Properties** in the **Page Border Settings** will alter the margins for the entire document, including on pages where the Border isn't present. This is a document wide setting.

Paragraph Spacing is also a document wide setting.

Symbol Spacing is a line by line setting.

All these settings can be managed through the layout buttons found in the Borders section of the toolbar.



Tips

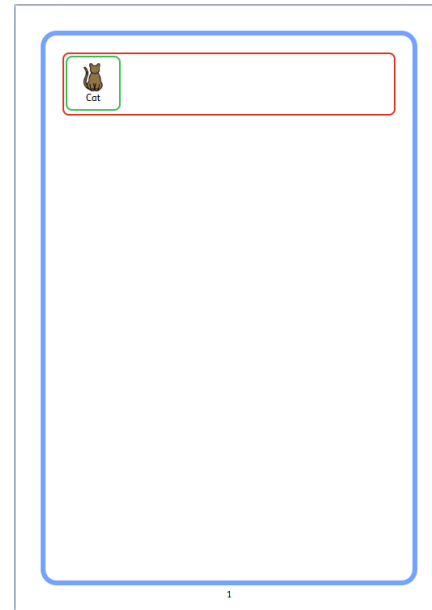


If you want to add a blank symbol Border to allow for tick boxes, for example. You can type "blank" and make the text white, making the Border appear empty.

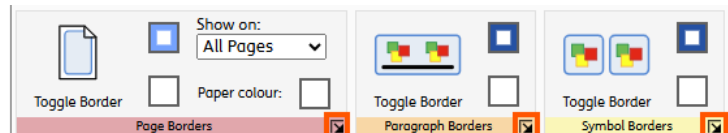


Default Borders

1. By default, enabling all the Borders will provide you with a **Page Border**, a **Paragraph Border** and a **Symbol Border**.



2. You can alter any of these Borders by clicking the arrow button in the bottom right of the Border section.



Page Borders

1. Within the **Page Border Settings** you can alter:
 - a. Border Colour
 - b. Border Background (colour)
 - c. Border Thickness
 - d. Border Radius (how curved the corners are)
 - e. Border Style (Solid, dashed, etc.)
 - f. Show on:
 - i. All Pages
 - ii. First Page
 - iii. Last Page
 - iv. First and Last Page
 - g. Border Offset (the gap between the Border and the edge of the page)

Page Border Settings ✕

Page Border Properties

Border Colour	<input type="color"/>
Border Background	<input type="color"/>
Border Thickness	<input type="text" value="2.5"/> mm
Border Radius	<input type="text" value="8"/> mm
Border Style	<input type="text" value="Solid"/>
Show on	<input type="text" value="All Pages"/>
Border Offset	<input type="text" value="15"/> mm

Page Margin Properties

Top Margin	<input type="text" value="2800"/>
Right Margin	<input type="text" value="2800"/>
Bottom Margin	<input type="text" value="2800"/>
Left Margin	<input type="text" value="2800"/>

OK Cancel

2. You can also alter the **Page Margin Properties** here, this is the margin between the document and the text, not the Border.



Note:
Changing the **Page Margins** will apply to all pages.

Paragraph Borders

1. Within the Paragraph Border Settings you can alter:
 - a. Border Colour
 - b. Border Background (colour)
 - c. Border Thickness
 - d. Border Radius (how curved the corners are)
 - e. Border Style (Solid, dashed, etc.)
 - f. Paragraph Padding (the gap between the paragraph Border and the symbol within)
2. The **Global Paragraph Spacing** option can also be edited here, this is the spacing between paragraphs.



Note:
Changing the **Global Paragraph Settings** will apply to all pages.

Paragraph Border Settings ✕

Paragraph Border Properties

Border Colour	<input type="color" value="#FFD700"/>
Border Background	<input type="color" value="#FFD700"/>
Border Thickness	<input type="text" value="2.5"/> mm
Border Radius	<input type="text" value="0.1"/> mm
Border Style	<input type="text" value="Dotted"/> ▼
Paragraph Padding	<input type="text" value="10"/> mm

Global Paragraph Settings

Paragraph Spacing mm



OK Cancel

Symbol Borders

1. Within the Symbol Border Settings you can alter:
 - a. Border Colour
 - b. Border Background (colour)
 - c. Border Thickness
 - d. Border Radius (how curved the corners are)
 - e. Border Offset (how far away the symbol Border is from the symbol)
 - f. Border Style (Solid, dashed, etc.)
 - g. Symbol Spacing (how far apart symbols are from each other)

Symbol Border Settings ×

Symbol Border Properties

Border Colour	
Border Background	
Border Thickness	<input type="text" value="1.6"/> mm
Border Radius	<input type="text" value="15"/> mm
Border Offset	<input type="text" value="0"/> mm
Border Style	<input type="text" value="Solid"/> ▼
Symbol Spacing	<input type="text" value="5"/> mm

Example Border

1. To the right is an example document with some Border Settings altered.
 - a. Page Border Changes:
 - i. Border Thickness: 8mm
 - ii. Border Radius: 0mm
 - iii. Border Style: Ridge
 - iv. Border Offset 15.2mm
 - b. Paragraph Border Changes:
 - i. Border Thickness: 2.5mm
 - ii. Border Radius: 0 mm
 - iii. Border Style: Dotted
 - iv. Paragraph Padding: 10mm
 - c. Symbol Border Changes:
 - i. Border Radius: 15mm
 - ii. Border Offset: 1mm
 - iii. Symbol Spacing: 10mm

